



Fleet Primary School

Fleet Road Hampstead London NW3 2QT

Tel: 020 7485 2028

E-mail: admin@fleet.camden.sch.uk

Headteacher: Don McGibbon



Learning from home - Nursery

Topic - Things we Love!

Please note that some of the learning links and activities can be repeated as they are regular activities we do in nursery. Any new activities and links will be added in green so you can locate these easily.

Please remember these are suggested activities - more than anything we want you all to stay safe and enjoy playing together. Thank you for the photos you have sent so far. It has been lovely seeing what you are up to. Best wishes, Nic and Rebecca

This week is all about Summer!



This week's activity ideas...

Personal, Social and Emotional Development



What are you looking forward to in the Summer holidays? Eating ice-cream, playing in the sunshine? Talk with your family about summer and what they like about it.

Think about your time in Nursery. What have been your favourite things about Nursery? Can you tell your family and they can email what you have said to us. We would love to hear all about your ideas!


If your child has questions about the Coronavirus pandemic, CBeebies have made a special Get Well Soon on the subject, where Dr Ranj explains about the virus

<https://www.bbc.co.uk/iplayer/episode/p08bmd70/get-well-soon-coronavirus>

Physical Development

Think about all the things you have learned to do this year - hop, skip, ride a bike, ride a scooter, climb trees, write your name, use scissors, use tools, make toast? What do you still want to practise? Have a go at this during this week. Can you improve by the end of the week if you practise every day?

Make some paper chains. Cut strips of paper, old magazines or newspaper. Glue one into a circle, then thread the next strip through the circle and glue the ends of this together. Now you have the beginning of a chain. Keep going until your chain is as long as you want. You could try and make a repeating pattern in your chain e'g' blue, red, blue, red.



Carry on practising your cutting skills at home - remember the rhyme to help you hold the scissors correctly - 'Fingers on the bottom and the thumb on top, open the mouth and go chop, chop, chop!'



Practise your ball skills if you can. Can you throw and catch a ball? Can you roll the ball to someone in your family? Can you kick it to them? If you want some tips, watch Footy Pups here... <https://www.bbc.co.uk/iplayer/episode/b072vz79/footy-pups-series-1-21-throwing>



Parents, this could be the right time to encourage your child to hold their pencil correctly if they need a reminder. If your child is doing lots of mark making but struggling to hold their pencil correctly, there are some tips here to help <https://www.youtube.com/watch?v=skH32KwdirU>

Dough Disco

Have a dough disco at home! Pop on some music and squish any dough you have! You can easily make dough at home too - <https://theimaginationtree.com/best-ever-no-cook-play-dough-recipe/>

Some of our favourite dough disco songs:

<https://www.youtube.com/watch?v=zJQ2CaA7E50>

<https://www.youtube.com/watch?v=i-IfzeG1aC4>

<https://www.youtube.com/watch?v=DrBsNhwzgc>

<https://www.youtube.com/watch?v=KSB08N4ctJg>

Here is a playlist of familiar pop songs you might like to use for a dough disco at home

https://www.youtube.com/playlist?list=PL16OPbE3RaSgoxvrpFBj4gkyt26_aMf0V



Don't forget that you can have a dough disco with any music though. Pop on your favourite tunes and get squishing! It is so useful for developing hand strength for writing!

Health and Self Care

Try some summery Cosmic Yoga

<https://www.youtube.com/watch?v=96R059yOPVI>

<https://www.youtube.com/watch?v=CYQJdn8gapw>

It is really important to stay safe in the sun. Here are some handy tips... <https://www.boots.com/sun-and-holiday-inspiration/suncare-advice/sun-protection-tips>



Eat a rainbow! Can you make a rainbow of fruits or vegetables to eat? What food will you use for each colour?

It is important for everyone to find time to relax and calm down each day. Listen to some relaxing music and have some quiet time. Take some deep breaths and think about what you have enjoyed today.

<https://www.bbc.co.uk/iplayer/episode/p062glb7/daydre>

[ams-cbeebies-wind-down](#)

Can you practise getting dressed in the morning? Try to put on your own clothes. Here is a great hand washing song as we all need to make sure we are washing our hands to stay healthy <https://www.youtube.com/watch?v=dDHJW4r3eIE>



We should all brush our teeth in the morning and at night time for two minutes. This song is all about brushing our teeth and lasts two minutes - try brushing your teeth while you watch!

https://www.youtube.com/watch?v=wCio_xVlgQ0

Remember to use pea sized amount of toothpaste.

Reading



Watch and listen to the nursery stories we have filmed. Look back and watch some of your favourites too!

Which have been your favourite books from this year? We have loved acting out stories and telling stories with actions with you all. Can you remember any of the actions for once upon a time, suddenly, but, next?

Can you look at some picture books you have at home and tell someone the story? Don't worry about the words - use the pictures to make up the story.

If you want to listen to other stories, watch our other story videos on our Nursery page and there are lots more to watch on the CBeebies bedtime stories page

<https://www.bbc.co.uk/iplayer/episodes/b00jdlm2/cbeebies-bedtime-stories>

If you would like further reading books and books for other members of the family, please go here <https://www.camden.gov.uk/digital-library> to sign up for the Camden library service.

Phonics

u

up



RWI phrase- down and under, up to the top and draw the puddle

This week we are going to learn another new sound. It is the 'u' sound as in up and umbrella. You can watch a video about our new sound and how to write it on the nursery page of the website.

The song for u is here

<https://www.youtube.com/watch?v=zJxm093m9B4> Let's hope we don't need our umbrellas soon!

Visit Espresso and watch the videos of all our sounds - click on the e to learn about our new sound.

[https://central.espresso.co.uk/espresso](https://central.espresso.co.uk/espresso/primary_uk/subject/module/frontscreen/item61932/grade/index.html)

[/primary_uk/subject/module/frontscreen/item61932/grade/index.html](https://central.espresso.co.uk/espresso/primary_uk/subject/module/frontscreen/item61932/grade/index.html) (login student21013 password fleetp)

This website is great for showing you the actions, songs and rhymes for each sound.

<https://www.thebabybearclub.co.uk/copy-of-t-spring-phonics>


Parents, if your child is confident with the sounds we have learned so far (s, a, t, p, i, n, m, d, g, o, c, k, e, u) you could show them how there are words they can build with these sounds eg s-a-t, t-a-p, m-a-n, d-i-p, p-i-n, etc Make a set of sound cards and see if you can move them around to make some words. Remember to keep adding the new sound each week!

There are some good resources and ways to support your child with phonics here and it is free for parents at the moment <https://new.phonicsplay.co.uk/>

Sing along to the all the Jolly Phonics songs for all the sounds here

<https://www.youtube.com/watch?v=jvAYUvQUrGo>

Writing



Listen to The Cloudspotter book on the Nursery page of the website. Can you do some cloud spotting? Lie on the ground and look at the clouds - what can you see? Draw a picture and write down your cloud creations.

When people go on holiday, they often send postcards to their family and friends. Can you write some pretend postcards? Draw a picture on one side of your paper of the place you are and then write a message on the back - don't forget to write your name so the person you give it to knows who it is from!



Remember to be mark making lots at home - help with shopping lists, making cards, writing your name on any pictures you do. Writing your own name is such a fantastic thing to be able to do so keep practising!

Practice your new sound - watch the video on the nursery page to help you. Say the rhyme while you have a go.

'Down and under, up to the top and draw the puddle.'

Can you make a rainbow for your name?

Don't forget to look at the nursery sounds and letter formation document that has all the sounds we have learnt so far.

There are lots of ideas for mark making activities on the nursery page here

<http://fluencycontent2-schoolwebsite.netdna-ssl.com/FileCluster/FleetPrimaryRedesign/MainFolder/3-Parents/Home-Learning/Work-for-home---Nursery/Mark-Making.pdf>

<http://fluencycontent2-schoolwebsite.netdna-ssl.com/FileCluster/FleetPrimaryRedesign/MainFolder/3-Parents/Home-Learning/Work-for-home---Nursery/Mark-Making.pdf>



Maths

Numbers

Make a pretend shop at home. It could be an ice-cream shop. Ask your family if you can borrow some coins to use in your shop. Be the shop keeper and ask your family to buy something from your shop. How many coins does it cost? Can you count out the right amount?

Can you learn some of the coin amounts?



Keep practising writing numbers. Watch the video on the nursery page to help you remember the rhymes for each of the numbers. Can you have a go and try to write the numbers along with the video?

Some counting songs to join in with <https://www.youtube.com/watch?v=7D4K9oi7oBM>

Shapes and Patterns

We know the names of some 2D shapes. Now we are going to learn some 3D shape names.

This week we are going to learn about a cone. A cone has a circle at one end and a point at the other, with a curved side. It looks like an ice cream cone.

Can you find anything that is a cone in your house?

Listen to this song about 3D shapes

<https://www.youtube.com/watch?v=2cg-Uc556-Q>

We have learned lots of shapes in the past few weeks - triangle, square, circle and rectangle. Are you ready to learn some names of tricky shapes? Watch this song and see if you can remember the name for a five sided shape?

https://www.youtube.com/watch?v=WTeg_Uejf3D0



Keep looking for patterns. A pattern repeats so you can see the same thing happening over and over. You can make patterns in lots of ways. You can make a pattern of actions - jump, hop, jump, hop, jump, hop. You can make a colour pattern - red, green, yellow, red, green, yellow. You can make a pattern of animals - dog, cat, dog, cat, dog, cat. You can make a pattern of anything!


Have a go at making your own patterns this week if you didn't have time last week. Take a photo and email it to school so we can see them please?



Understanding the World

Now that we are in a new season, try and keep a weather diary. Record the weather each day. You could draw symbols to do this. See what types of weather have you recorded after a week.

Can you think of a holiday you have been on? Where did you go? Who did you go with? How was it different from home? There might have been a beach and the sea, maybe mountains and snow - talk to your family about this holiday. What do they remember about it?



On sunny days, you can see lots of shadows on the ground. Shadows are caused when something blocks the light from the sun. Can you draw around shadows with chalk outside or on paper inside? Try and make some shadow puppets. Cut out some shapes in card - hold them out and block the sun.

Your shape will make a shadow. You can do this on a cloudy day with a torch inside.



For a fun experiment, try making ice-cream in a bag!

<https://www.delish.com/cooking/recipe-ideas/recipes/a54721/ice-cream-in-a-bag-recipe/>

Expressive Arts and Design

This week, look at this painting by an artist called Vincent Van Gogh. Don't the sunflowers look lovely! Can you make your own version of this painting with whatever you have at home? Please email us a photo of your picture when you have finished for the school newsletter!



Dance and Music

We love to dance and sing in nursery - watch the videos below and remember to join in.

The sun has got his hat on <https://www.youtube.com/watch?v=TTZcADVbTuc>

Mr Sun song <https://www.youtube.com/watch?v=hlzvrEfyL2Y>

Olaf singing about Summer <https://www.youtube.com/watch?v=UFatVn1hP3o>

Summer song and dance <https://www.youtube.com/watch?v=hfZ-438DrIs>

Get moving with the 'Move and Freeze' song we do in Nursery

<https://www.youtube.com/watch?v=388Q44ReOWE>

Learn and practise nursery rhymes, for example Five Little Ducks, Mary had a Little Lamb.


<https://www.bbc.co.uk/cbeebies/curations/nursery-rhymes>

You can find some more physical activity ideas on the nursery website page

[http://fluencycontent2-schoolwebsite.netdna-](http://fluencycontent2-schoolwebsite.netdna-ssl.com/FileCluster/FleetPrimaryRedesign/MainFolder/3-Parents/Home-Learning/Work-for-home---Nursery/Physical-Activity-Ideas.pdf)

[ssl.com/FileCluster/FleetPrimaryRedesign/MainFolder/3-Parents/Home-Learning/Work-for-home---Nursery/Physical-Activity-Ideas.pdf](http://fluencycontent2-schoolwebsite.netdna-ssl.com/FileCluster/FleetPrimaryRedesign/MainFolder/3-Parents/Home-Learning/Work-for-home---Nursery/Physical-Activity-Ideas.pdf)

Most of all...



We hope you are enjoying time as a family.
The weather has been lovely - it makes such a difference when the sun shines! Take time to be together and have fun...and remember, CBeebies is always there when you need a break! ;-)